

# Interim Visit Report



3, West Way Gardens, Shirley,  
England, CR0 8RA

**TENANT NAME**

JB

**TENANCY TYPE**

Joint

**OTHER TENANT(S)**

**REPORT CONFIRMED BY**  
Sheree Siljac - Smart  
Properties & Investments  
Limited

**TENANCY START DATE**

01/08/2020

**PROPERTY VISIT DATE**

26/03/2022

**PREPARED ON BEHALF OF**

Landlord name

Telephone: 02033182453

 [View Photo Gallery](#)

## Report Information

Issues of concern:

Tenants need to clean the walls of the property to ensure longevity of the previous painting.

The paint and movement cracks should be addressed in the kitchen toilet and upstairs bathroom.

Need to possibly get someone in to look at the floor boards in the kitchen so no further damage is done.

# Glossary of Terms

For guidance, please find a glossary of terms used within this report:

## Condition

**Very Poor:** Extensively damaged/faulty. Examples: large stains; upholstery torn; very dirty.

**Poor:** Extensive signs of wear and tear. Examples: stains/marks/tears/chips.

**Fair:** Signs of age. Examples: frayed; small light stains/marks; discolouration.

**Good:** Signs of slight wear. Examples: generally lightly worn.

**New Item:** Still in wrapper or with new tags/labels attached. Recently purchased, installed or decorated.

## Cleanliness

**Very Poor:** Not cleaned. Requires cleaning to a good or excellent standard.

**Poor:** Item dusty or dirty. Requires further cleaning to either good or excellent standard.

**Fair:** Evidence of some cleaning, but signs of dust or marks.

**Good:** Item cleaned and free of loose dirt.

**Excellent:** Item immaculate, sparkling and dust free.

## Photo Terms

### Captured (external device)

The date provided by the image file itself, usually set by the device that captured it.

### Captured (via App)

The date a photo was taken within the platform mobile App. This is a more reliable source than the above.

### Captured (certified by inspector)

The date a photo was taken according to the inspector (defaulting to the inspection date).

### Added

The date on which the photo was added to the platform.

## Status Icons

 Disagreed by tenant

 Repair

 Beyond fair wear and tear


 Replace

 Missing

# Room Details

The small thumbnail images in this section can be used as a reference point. **Larger copies** of these images can be found in the **'Room Image Library'** section towards the end of this report.

## 1 Front House/Garden

Item	Description	Condition	Cleanliness	Photos
<b>General Overview</b> 1.1	Clean & Tidy Clean and Tidy area, no issues reported.	<span style="color: green;">●</span> Good	<span style="color: green;">●</span> Good	 2 photos

## Front House/Garden Photos

### General Overview



Provided by	<b>Inspector</b>
Captured (Certified by inspector)	<b>26/03/2022</b>
Added	<b>31/03/2022</b>
Reference	<b>1.1.1</b>


Provided by	<b>Inspector</b>
Captured (Certified by inspector)	<b>26/03/2022</b>
Added	<b>31/03/2022</b>
Reference	<b>1.1.2</b>

## 2 Entrance/Hallway


Item	Description	Condition	Cleanliness	Photos
<b>General Overview</b> 2.1	Clean & Tidy Fire alarm tested and working Carpet on the landing is slightly worn around the edging and lifting at the top of the stairs. The skirting boards are looking quite worn with age. The walls have several marks and needs to be cleaned from the tenant. Property was quite cluttered/lived look in on this visit.	● Fair	● Fair	📷 9 photos

### 📷 Entrance/Hallway Photos


#### General Overview




Provided by	<b>Inspector</b>
Captured (External device)	<b>26/03/2022</b>
Added	<b>27/03/2022</b>
Reference	<b>2.1.1</b>




Provided by	<b>Inspector</b>
Captured (External device)	<b>26/03/2022</b>
Added	<b>27/03/2022</b>
Reference	<b>2.1.2</b>




Provided by	<b>Inspector</b>
Captured (External device)	<b>26/03/2022</b>
Added	<b>27/03/2022</b>
Reference	<b>2.1.3</b>




Provided by	<b>Inspector</b>
Captured (External device)	<b>26/03/2022</b>
Added	<b>27/03/2022</b>
Reference	<b>2.1.4</b>




Provided by	<b>Inspector</b>
Captured (External device)	<b>26/03/2022</b>
Added	<b>27/03/2022</b>
Reference	<b>2.1.5</b>




Provided by	<b>Inspector</b>
Captured (External device)	<b>26/03/2022</b>
Added	<b>27/03/2022</b>
Reference	<b>2.1.6</b>



Provided by	<b>Inspector</b>
Captured (External device)	<b>26/03/2022</b>
Added	<b>27/03/2022</b>
Reference	<b>2.1.7</b>



Provided by	<b>Inspector</b>
Captured (External device)	<b>26/03/2022</b>
Added	<b>27/03/2022</b>
Reference	<b>2.1.8</b>



Provided by	<b>Inspector</b>
Captured (External device)	<b>26/03/2022</b>
Added	<b>27/03/2022</b>
Reference	<b>2.1.9</b>

### 3 Toilet


Item	Description	Condition	Cleanliness	Photos
<b>General Overview</b> 3.1	Clean & Tidy Clean and Tidy. Noticeable movement cracks and peeling paint along the front side ceiling. Whether due to previous leak and its from drying. No wet marks present around the area.	● Good	● Good	📷 4 photos

### 📷 Toilet Photos

#### General Overview




Provided by	<b>Inspector</b>
Captured (External device)	<b>26/03/2022</b>
Added	<b>27/03/2022</b>
Reference	<b>3.1.1</b>



Provided by	<b>Inspector</b>
Captured (External device)	<b>26/03/2022</b>
Added	<b>27/03/2022</b>
Reference	<b>3.1.2</b>



Provided by	<b>Inspector</b>
Captured (External device)	<b>26/03/2022</b>
Added	<b>27/03/2022</b>
Reference	<b>3.1.3</b>



Provided by	<b>Inspector</b>
Captured (External device)	<b>26/03/2022</b>
Added	<b>27/03/2022</b>
Reference	<b>3.1.4</b>

## 4 Living Room

Item	Description	Condition	Cleanliness	Photos
<b>General Overview</b> 4.1	Clean & Tidy Clean and Tidy Sliding door to garden is difficult to open though not unusable. The walls have several marks and needs to be cleaned from the tenant.	<span style="color: green;">●</span> Good	<span style="color: orange;">●</span> Fair	2 photos

## Living Room Photos

### General Overview



Provided by	<b>Inspector</b>
Captured (External device)	<b>26/03/2022</b>
Added	<b>27/03/2022</b>
Reference	<b>4.1.1</b>



Provided by	<b>Inspector</b>
Captured (External device)	<b>26/03/2022</b>
Added	<b>27/03/2022</b>
Reference	<b>4.1.2</b>

## 5 Kitchen

Item	Description	Condition	Cleanliness	Photos
<b>General Overview</b> 5.1	Fire alarm tested and working. Fire blanket present Co2 alarm present and working. The walls have several marks and needs to be cleaned from the tenant. Noticeable flaking paint on the ceiling near rear window. No visible leak present in corners or around window. Grease marks around top part of the wall of the extractor fan and more flaking paint. Flooring seems to be not sitting correctly in the kitchen, May need to be pushed together more but also it looks like its from water, maybe? One floorboard is chipped. The walls have several marks and needs to be cleaned from the tenant.	● Fair	● Fair	📷 10 photos

### 📷 Kitchen Photos


#### General Overview




Provided by	<b>Inspector</b>
Captured (External device)	<b>24/09/2020</b>
Added	<b>27/03/2022</b>
Reference	<b>5.1.1</b>




Provided by	<b>Inspector</b>
Captured (External device)	<b>26/03/2022</b>
Added	<b>27/03/2022</b>
Reference	<b>5.1.2</b>



Provided by	<b>Inspector</b>
Captured (Certified by inspector)	<b>26/03/2022</b>
Added	<b>31/03/2022</b>
Reference	<b>5.1.3</b>



Provided by	<b>Inspector</b>
Captured (External device)	<b>24/09/2020</b>
Added	<b>27/03/2022</b>
Reference	<b>5.1.4</b>



Provided by	<b>Inspector</b>
Captured (Certified by inspector)	<b>26/03/2022</b>
Added	<b>31/03/2022</b>
Reference	<b>5.1.5</b>




Provided by	<b>Inspector</b>
Captured (External device)	<b>26/03/2022</b>
Added	<b>27/03/2022</b>
Reference	<b>5.1.6</b>



Provided by	<b>Inspector</b>
Captured (Certified by inspector)	<b>26/03/2022</b>
Added	<b>31/03/2022</b>
Reference	<b>5.1.7</b>



Provided by	<b>Inspector</b>
Captured (External device)	<b>26/03/2022</b>
Added	<b>27/03/2022</b>
Reference	<b>5.1.8</b>



Provided by	<b>Inspector</b>
Captured (External device)	<b>26/03/2022</b>
Added	<b>27/03/2022</b>
Reference	<b>5.1.9</b>



Provided by	<b>Inspector</b>
Captured (External device)	<b>26/03/2022</b>
Added	<b>27/03/2022</b>
Reference	<b>5.1.10</b>

## 6 Bathroom

Item	Description	Condition	Cleanliness	Photos
<b>General Overview</b> 6.1	Clean & Tidy Bathroom is clean and tidy. Noticeable flaking paint around the top areas of the ceiling. No visible leak present. Tenants noted that the pipes near the bath are noisy and need to be addressed.	● Fair	● Good	📷 7 photos

### 📷 Bathroom Photos

#### General Overview




Provided by	<b>Inspector</b>
Captured (External device)	<b>26/03/2022</b>
Added	<b>27/03/2022</b>
Reference	<b>6.1.1</b>



Provided by	<b>Inspector</b>
Captured (External device)	<b>26/03/2022</b>
Added	<b>27/03/2022</b>
Reference	<b>6.1.2</b>




Provided by	<b>Inspector</b>
Captured (External device)	<b>26/03/2022</b>
Added	<b>27/03/2022</b>
Reference	<b>6.1.3</b>




Provided by	<b>Inspector</b>
Captured (External device)	<b>26/03/2022</b>
Added	<b>27/03/2022</b>
Reference	<b>6.1.4</b>



Provided by	<b>Inspector</b>
Captured (External device)	<b>26/03/2022</b>
Added	<b>27/03/2022</b>
Reference	<b>6.1.5</b>



Provided by	<b>Inspector</b>
Captured (External device)	<b>26/03/2022</b>
Added	<b>27/03/2022</b>
Reference	<b>6.1.6</b>



Provided by	<b>Inspector</b>
Captured (External device)	<b>26/03/2022</b>
Added	<b>27/03/2022</b>
Reference	<b>6.1.7</b>

## 7 Bedroom

Item	Description	Condition	Cleanliness	Photos
<b>General Overview</b> 7.1	Clean & Tidy No issues to report. The walls have several marks and needs to be cleaned from the tenant.	<span style="color: green;">●</span> Good	<span style="color: orange;">●</span> Fair	📷 2 photos

### 📷 Bedroom Photos

#### General Overview



Provided by	<b>Inspector</b>
Captured (External device)	<b>26/03/2022</b>
Added	<b>27/03/2022</b>
Reference	<b>7.1.1</b>



Provided by	<b>Inspector</b>
Captured (External device)	<b>26/03/2022</b>
Added	<b>27/03/2022</b>
Reference	<b>7.1.2</b>

## 8 Bedroom

Item	Description	Condition	Cleanliness	Photos
<b>General Overview</b> 8.1	Clean & Tidy No issues to report. The walls have several marks and needs to be cleaned from the tenant.	● Good	● Fair	📷 2 photos

### 📷 Bedroom Photos

#### General Overview



Provided by	<b>Inspector</b>
Captured (External device)	<b>26/03/2022</b>
Added	<b>27/03/2022</b>
Reference	<b>8.1.1</b>




Provided by	<b>Inspector</b>
Captured (External device)	<b>26/03/2022</b>
Added	<b>27/03/2022</b>
Reference	<b>8.1.2</b>

## 9 Bedroom

Item	Description	Condition	Cleanliness	Photos
<b>General Overview</b> 9.1	Clean & Tidy No issues to report. The walls have several marks and needs to be cleaned from the tenant.	<span style="color: green;">●</span> Good	<span style="color: orange;">●</span> Fair	3 photos

### Bedroom Photos

#### General Overview



Provided by	<b>Inspector</b>
Captured (External device)	<b>26/03/2022</b>
Added	<b>27/03/2022</b>
Reference	<b>9.1.1</b>



Provided by	<b>Inspector</b>
Captured (External device)	<b>26/03/2022</b>
Added	<b>27/03/2022</b>
Reference	<b>9.1.2</b>



Provided by	<b>Inspector</b>
Captured (External device)	<b>26/03/2022</b>
Added	<b>27/03/2022</b>
Reference	<b>9.1.3</b>

## 10 Back Garden

Item	Description	Condition	Cleanliness	Photos
<b>General Overview</b> 10.1	Clean & Tidy Clean and Tidy. I have taken images of the external part of the house to show that their doesnt seem to be any issues to why the paint is flaking in the kitchen area. Possibly this is from the previous issue of the guttering and now needs to be painted.	● Good	● Good	📷 6 photos

### 📷 Back Garden Photos

#### General Overview



Provided by	<b>Inspector</b>
Captured (External device)	<b>26/03/2022</b>
Added	<b>27/03/2022</b>
Reference	<b>10.1.1</b>



Provided by	<b>Inspector</b>
Captured (External device)	<b>26/03/2022</b>
Added	<b>27/03/2022</b>
Reference	<b>10.1.2</b>



Provided by	<b>Inspector</b>
Captured (External device)	<b>26/03/2022</b>
Added	<b>27/03/2022</b>
Reference	<b>10.1.3</b>



Provided by	<b>Inspector</b>
Captured (External device)	<b>26/03/2022</b>
Added	<b>27/03/2022</b>
Reference	<b>10.1.4</b>



Provided by	<b>Inspector</b>
Captured (External device)	<b>26/03/2022</b>
Added	<b>27/03/2022</b>
Reference	<b>10.1.5</b>




Provided by	<b>Inspector</b>
Captured (External device)	<b>26/03/2022</b>
Added	<b>27/03/2022</b>
Reference	<b>10.1.6</b>

# Declaration

Was the tenant present during the inspection

YES

Inspector Signature



**Name:**

Sheree Siljac - Smart  
Properties & Investments  
Limited

**Date:**

31/03/2022 at 9:20am

## Disclaimer

The term 'Inspector' is used hereafter to define the Inventory Plus software user that is responsible for completing this property report. It is the duty and ultimate responsibility of the Inspector and Tenant to agree upon the accuracy of this report.

This report has been prepared by an inspector who is not an expert in buildings, furnishings, decorations, woods, antiques or a qualified surveyor.

This report relates only to the furniture and all the landlord's equipment and contents in the property. It is no guarantee, or report on, the adequacy of, or safety of, any such equipment or contents, merely a record that such items exist in the property at the date of preparing the report and the superficial condition of same.

The inspector will not take water readings unless the meter is clearly visible within the property or attached to an exterior wall at low accessible level.

Windows throughout the property have not been tested for function or operation. Descriptions are purely based on the superficial appearance of windows, frames and locks. The inspector can accept no liability arising from any failure of the windows or parts thereof to function properly at all.

Inspectors do not check gas or electrical appliances and give no guarantee with regard to the safety or reliability of such items. It should be noted that inspectors are not required to inspect smoke or carbon monoxide alarms, testing such alarm 'test functions' may occur. However, this is no guarantee, or report on, the adequacy of these alarms. It is merely a record that batteries were present (if tested) upon completion of this report.

The inspector cannot undertake to move heavy items of furniture or to make searches in inaccessible locations such as loft spaces, cellars, locked rooms and high level cupboards, or to unpack items. Inspectors reserve the right not to handle or move items deemed to be fragile or valuable. In addition, the inspectors reserve the right not to handle items that may be of a health hazard and to generalise/summarise on such items deemed to be unsuitable for further inspection.

### **Furniture and furnishings (Fire) Safety Regulations 1988 – (1993)**

The fire and safety regulation regarding furnishings, gas, electrical and similar services are ultimately the responsibility of the instructing principle. Where the report notes "Fire Label Present", this should not be interpreted to mean the item complies with the "furniture and furnishings (fire) (safety) (amendments) 1993". It is a record that the item had a label as described or similar to that detailed in the "guide" published by the Department of Trade and Industry January 1997 (or subsequent date). It is not a statement that the item can be considered to comply with the regulations.

### **Safety Certificate and Legislation Compliance**

The safety certificate and legislation compliance checklists in this report are no guarantee, or report on, the adequacy of, or safety of, any such liability contents, merely a record that such steps have been offered by the Inventory Plus software to highlight issues that may exist at the property at the date of preparing this report. Inventory Plus accepts no responsibility for the contents of these steps. It is the responsibility of the Inspector and Tenant to agree upon the accuracy of these steps.

### **Health & Safety / Insurance Risk-Avoidance Steps**

The safety certificate and legislation compliance checklists in this report are no guarantee, or report on, the adequacy of, or safety of, any such liability contents, merely a record that such steps have been offered by the Inventory Plus software to highlight issues that may exist at the property at the date of preparing this report. Inventory Plus accepts no responsibility for the contents of these steps. It is the responsibility of the Inspector and Tenant to agree upon the accuracy of these steps.

## **Guidance Notes to Tenants**

### **What should I know about the check-out process?**

At the beginning of the tenancy it is important to note any specific discrepancies on the report that you do not agree with i.e marks on walls, carpets, etc. If no such additional notes are made via the electronic process at the start of the tenancy, the report will be deemed as accepted as read.

The condition of the property at the start of the tenancy, as described in the report will be compared to the condition of the property at the end of tenancy. Details of any alterations to the property after the report has been agreed upon will be recorded by an inspector (Inventory Plus user).

A 'Check-Out' report will be conducted to determine any changes to the report. The tenant should gain permission from the managing agent/landlord if they wish to remove or store any items during the tenancy and this should be confirmed in writing by the managing agent/landlord.

The inspector cannot undertake to move heavy items of furniture or to make searches in inaccessible locations such as loft spaces, cellars, locked rooms and high level cupboards, or to unpack items. Inspectors reserve the right not to handle or move items deemed to be fragile or valuable. In addition, the inspector reserves the right not to handle items that may be of a health hazard and to generalise/summarise on such items deemed to be unsuitable for further inspection.

### **What should I know before the check-out report is created?**

All items should be returned to their original position (as detailed on the report); this includes stored or boxed items not used during the tenancy. Any items listed as 'Item Missing' can often result in a replacement cost or a charge being made. Managing agents/landlords may also charge for the removal of unapproved items left by a tenant at the end of the tenancy that were not included in the original report.

At the time of the property 'Check-Out' all personal items (including consumable items) should have been removed and cleaning of the property completed. Generally, no further cleaning is permitted once the 'Check-Out' inspection has commenced. Tenants should be advised of the date and time of the 'Check-Out' and provide access, or let the appointed inspector know the details of their departure of the property. Additional costs are sometimes charged by managing agents/landlords if the inspector is not able to complete the 'Check-Out' inspection due to the tenant not being ready to vacate or if they are delayed.

The 'Check-Out' report is advisory and is based on information available to the inspector at the time of the 'Check-Out'. It must not be treated as a final statement of tenant responsibility. It remains the responsibility of the agent/landlord and tenant to fully agree any issues and/or deductions (if any) from the deposit.

## **Issues to look out for during the tenancy...**

## Cleaning

Soiling is not considered to be 'Fair wear & Tear', (as defined by the House of Lords as 'reasonable use of the premises by the tenant and the ordinary operation of natural forces, i.e; the passage of time). Generally speaking, tenants are liable for the property to be cleaned to the same standard as detailed in the report at the start of the tenancy.

## Soft Furnishings

Excessive discolouring which cannot be attributed to sun bleaching and/or the passage of time, soiling or damage may result in repair or cleaning costs being charged to tenants. Discolouration due to smoke, staining, burns or tears to curtains may also incur costs.

## Flooring

Carpets should either be professionally cleaned or vacuumed including edges and corners depending on the level of soiling and/or the terms of tenancy agreement. Receipts for professional cleaning should be given to the inspector at the time of the 'Check-Out' inspection. Hard floors require sweeping and mopping where necessary (in accordance with any specialist cleaning materials/advice provided by the managing agent/landlord). Tenants are often charged by the managing agent/landlord for repairs or replacement costs due to soiling, staining or damage such as cigarette or iron burns.

## Decoration

As specified in the majority of tenancy agreements, tenants should gain signed, written permission (keep a copy) from the managing agent/landlord prior to putting nails, pins and other fixtures into walls and ceilings and should avoid the use of tac or tape. Additional marks/fittings are often noted at the 'Check-Out' and any damage or repair work required is often charged to tenants by managing agents/landlords.

## Beds & Linen

Mattresses, divan bases, pillows, and duvets are often inspected for soiling where practically possible. Costs may be incurred by tenants for clearing, compensation or a percentage of the replacement charge by the managing agent/landlord in the event that any such items are soiled beyond that noted to the report. Beds should not be made up at the time of the 'Check-Out' inspection and any linen should be left clean, pressed and folded.

## Kitchen Surfaces and Sinks

Kitchen surfaces and sinks are often inspected for knife cuts, cup marks, scorch and burn damage. Using appropriate items such as chopping boards and heat pads will help prevent damage.

## Crockery, Chinaware, Kitchen Utensils

These items are often checked for soiling, chips and damage. If damage has occurred that is not considered as consistent with 'fair wear and tear', compensation or replacement costs may be incurred by the tenant.

## Keys

All keys listed in the report should be kept safe and handed back at the 'Check-Out'. When keys get lost or are not returned to the managing agent, landlord or inspector, tenants are often charged for replacement keys or possibly for the changing of locks. Any additional keys cut during the tenancy should also be returned to the agent.

## Gardens & Exterior Areas

Most tenancy agreements state that the tenant is responsible for the maintenance of gardens and exterior areas such as driveways unless agreed in writing otherwise. This includes the cutting of lawns, weeding and maintaining the garden, paths, driveways, flowerbeds etc according to the season. If the standard is found to be below the condition as detailed to the report, (with consideration given for a change in season) tenants are often charged for necessary work to bring the affected area back the required level.